

**FUNDACION C.I.E.O**  
**BALANCE GENERAL LOCAL**  
**Nit: 860.523.962-5**  
**31 DE DICIEMBRE**  
**(Con cifras comparativas )**

**ACTIVO**

| CÓD.     | CUENTA                         | 2017                 | 2018                 | ANALISIS VERTICAL     |             |
|----------|--------------------------------|----------------------|----------------------|-----------------------|-------------|
|          |                                | VALOR                | VALOR                |                       |             |
| 1504     | TERRENOS                       | 3,258,801,102        | 1,823,924,583        | -1,434,876,519        | -79%        |
| 1516     | CONSTRUCCIONES Y EDIFICACIONES | 957,995,798          | 673,464,250          | -284,531,548          | -42%        |
| <b>1</b> | <b>TOTAL ACTIVO</b>            | <b>4,216,796,900</b> | <b>2,497,388,833</b> | <b>-1,719,408,067</b> | <b>-69%</b> |


**PASIVO**


|          |  |                      |                      |                       |             |
|----------|--|----------------------|----------------------|-----------------------|-------------|
| 2315     | CUENTAS POR PAGAR COMPAÑÍAS VINCULADAS | 4,216,796,900        | 2,497,388,833        | -1,719,408,067        | -69%        |
| <b>2</b> | <b>TOTAL PASIVO</b>                    | <b>4,216,796,900</b> | <b>2,497,388,833</b> | <b>-1,719,408,067</b> | <b>-69%</b> |

**PATRIMONIO**

|          |                                  |                      |                      |                       |             |
|----------|----------------------------------|----------------------|----------------------|-----------------------|-------------|
| 3610     | DEFICIT DEL EJERCICIO            | 0                    | -1,350,128,889       | -1,350,128,889        | 100%        |
| 3810     | SUPERAVIT DE PROPIEDADES         | 1,350,128,889        | 1,350,128,889        | 0                     | 0%          |
| <b>3</b> | <b>TOTAL PATRIMONIO</b>          | <b>1,350,128,889</b> | <b>0</b>             | <b>-1,350,128,889</b> | <b>0%</b>   |
|          | PÉRDIDA EN CURSO                 | 1,350,128,889        | 0                    | -1,350,128,889        | 0%          |
|          | <b>TOTAL PASIVO Y PATRIMONIO</b> | <b>4,216,796,900</b> | <b>2,497,388,833</b> | <b>-1,719,408,067</b> | <b>-69%</b> |
|          |                                  | 0                    | 0                    | 0                     | 0%          |

  
**Enrique Mejía Burgos**  
 Representante Legal


  
**Eleana Perea Rivera**  
 Contador Público  
 C.P. 53.216 - T


  
**Luis Enrique Gómez Martínez**  
 Revisor Fiscal  
 C.P. 1063 - T

FUNDACION C.I.E.O  
ESTADO DE RESULTADOS LOCAL  
Nit: 860.523.962-5  
ACUMULADO A DICIEMBRE 31

| INGRESOS           |                                   | 2017                  | 2018     | ANALISIS VERTICAL     |             |
|--------------------|-----------------------------------|-----------------------|----------|-----------------------|-------------|
| CÓD.               | CUENTAS                           | VALOR                 | VALOR    |                       |             |
| 4160               | OPERACIONALES ENSEÑANZA           | 240,000               | 0        | -240,000              | 100%        |
| 4165               | SERVICIOS SOCIALES Y DE SALUD     | 401,732,744           | 0        | -401,732,744          | 100%        |
| 4210               | ING.FINANCIEROS                   | 76,117                | 0        | -76,117               | 100%        |
| 4250               | RECUPERACIONES                    | 163,739,701           | 0        | -163,739,701          | 100%        |
| 4255               | INDEMNIZACIONES                   | 530,699               | 0        | -530,699              | 100%        |
| 4265               | INGRESOS DE EJERCICIOS ANTERIORES | 720,000               | 0        | -720,000              | 100%        |
| 4295               | INGRESOS DIVERSOS                 | 3,571                 | 0        | -3,571                | 100%        |
|                    | <b>TOTAL INGRESOS</b>             | <b>567,042,832</b>    | <b>0</b> | <b>-567,042,832</b>   | <b>100%</b> |
| GASTOS             |                                   |                       |          |                       |             |
| 5105               | GASTOS DE PERSONAL                | 89,539,565            | 0        | -89,539,565           | 100%        |
| 5110               | GTOS.HONORARIOS                   | 12,153,333            | 0        | -12,153,333           | 100%        |
| 5115               | GTOS.IMPUESTOS                    | 18,600,100            | 0        | -18,600,100           | 100%        |
| 5120               | GTOS.ARRENDAMIENTOS               | 1,078,552,459         | 0        | -1,078,552,459        | 100%        |
| 5135               | GTOS.SERVICIOS                    | 42,980,425            | 0        | -42,980,425           | 100%        |
| 5140               | GASTOS LEGALES                    | 1,493,600             | 0        | -1,493,600            | 100%        |
| 5145               | GTOS.MANTENIMIENTO Y REPARACIO    | 62,439,354            | 0        | -62,439,354           | 100%        |
| 5165               | AMORTIZACIONES                    | 58,540,860            | 0        | -58,540,860           | 100%        |
| 5195               | GASTOS DIVERSOS                   | 5,110,504             | 0        | -5,110,504            | 100%        |
| 5305               | GTOS. FINANCIEROS                 | 154,052,085           | 0        | -154,052,085          | 100%        |
| 5315               | GASTOS EXTRAORDINARIOS            | 233,057,219           | 0        | -233,057,219          | 100%        |
| 5395               | GASTOS DIVERSOS                   | 2,000,398             | 0        | -2,000,398            | 100%        |
|                    | <b>TOTAL GASTOS</b>               | <b>1,758,519,902</b>  | <b>0</b> | <b>-1,758,519,902</b> | <b>100%</b> |
| COSTO DE SERVICIOS |                                   |                       |          |                       |             |
| 6160               | COSTOS DE ENSEÑANZA               | 158,651,819           | 0        | -158,651,819          | 100%        |
|                    | <b>TOTAL COSTO DE VENTAS</b>      | <b>158,651,819</b>    | <b>0</b> | <b>-158,651,819</b>   | <b>100%</b> |
|                    | <b>PERDIDA DEL EJERCICIO</b>      | <b>-1,350,128,889</b> | <b>0</b> | <b>1,350,128,889</b>  | <b>100%</b> |

  
Enrique Mejia Burgos  
Representante Legal

  
Eliana Perea Rivera  
Contador Público  
C.P. 53.216 - T

  
Luis Enrique Gómez Martínez  
Revisor Fiscal  
C.P. 1063 - T